

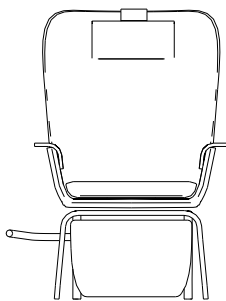
Breeze Lounger

Recliner

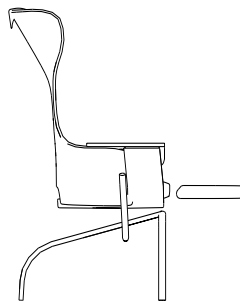


The Breeze Lounger utilizes the properties of knit elastomeric mesh to create contoured surfaces that wrap around and conform to the body for unmatched long term comfort. Its spring seat adds a pleasant motion, The Breeze Lounger features an integrated foot rest. The elastomeric mesh is available in a variety of colors and the chair is available fully upholstered.

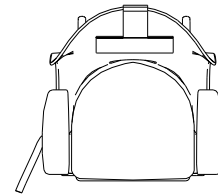
Dimensions



front



left side



top

Breeze Lounger recliner

Model	Short Description	W	D	RD	H	SW	SD	SH	AH	YDG	WT CAP
364	recliner, mesh	31	36	72	42	24	18	18	24	4	350 lbs
364-u	recliner, upholstered	31	36	72	42	24	18	18	24	7	350 lbs