

# Cama

## Cama Family Bed-Chair



HEALING TOUCH  
CAMA BED CHAIR

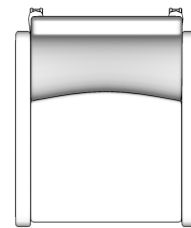
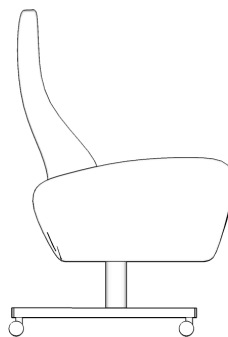



BEST of year INTERIOR DESIGN  
2015



Therapeutic touch has a tremendous impact on the healing process. Patients who receive massage therapy or simply a compassionate caress from family or friends are better able to manage stress and cope with pain. They sleep better and recover faster. Touch has even been found to boost the immune systems of cancer and HIV patients.

## Dimensions



### CAMA Family Chaise Sleeper

Model	Short Description	W	D	RD	H	SW	SD	SH	AH	WT	YDG	WT CAP
108	recliner, family bed chair	27	34	63	45	23	20	18	24	129 lbs	6	350 lbs

