

Kangaroo

Glider recliner



Featuring a recliner that is a glider in the upright position. The gliding motion automatically stops as the chair starts to recline. The footrest recline position are activated by the lever, push on the arms to reach the fully reclined position.



Features and Performance



Design Features

1. Continuous upholstery on foot rest (no gaps) for comfort, safety and ease of cleaning
2. Composite foam seat with dynamic suspension system for long term comfort
3. Polyester or wood arm caps resistant to hospital cleaners
4. Featuring a recliner that is a glider in the upright position. The gliding motion automatically stops as the chair starts to recline.

Performance

- 350 lb capacity
- Heavy duty mechanism completely covered by all inclusive 12 year warranty

Environmental Sustainability

- HHI Compliant
- Air Quality Certification BIFMA 207.7HI

*Images shown may not reflect style

Back Styles



pillow back 523

Options and Accessories



Profile tablet

The profile tablet provides the patient with a generous and sturdy multi-purpose surface. When not in use it easily folds flush against the side of the chair.



Folding side tablet

A molded plastic tablet with raised edges that folds flush on the side of the arm panel.



Swiveling side tablet

Swiveling table that can be positioned in any position then locked. The swiveling table is also removable and available in 3 sizes.



Folding arm

Arm panel that can be folded to access the patient from the side of the chair. This is particularly useful for transferring patients to and from the bed.



Softgrip push bar

A tubular push bar with a softgrip cover for pushing the recliner.



Ergotron arm

Supports TV/DVD players and may be adjusted into a multitude of positions.



Drainage bag holder

A retractable loop for foley bags. It can be placed anywhere on the arm panel of the recliner.



Heated seat

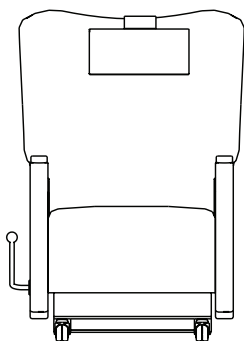
The heated seat provides therapeutic warmth and eliminates the need of warming blankets.

*Images shown may not reflect style


Dimensions

Glider recliner

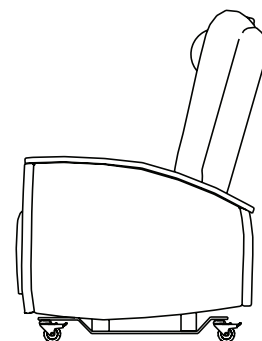
Model	Short Description	W	D	RD	H	SW	SD	SH	AH	WT	YDG	WT CAP
523-35	recliner, Glider recliner	32	39	66	44	24	20	19	26	170 lbs	9	350 lbs



front



left side



right side