


# Kangaroo

---

Glider sleeper recliner with infinite position back




The glider sleeper features independent foot rest and back reclining motions. The foot rest is actuated by an outside lever while the back, actuated by a recessed finger pull, can be locked into an infinite number of positions between upright and sleeping position.



---

## Features and Performance



### Design Features

1. Continuous upholstery on foot rest (no gaps) for comfort, safety and ease of cleaning
2. Composite foam seat with dynamic suspension system for long term comfort
3. Shielded mechanism for safety
4. Polyester or wood arm caps resistant to hospital cleaners
5. Central locking system for safety (optional)
6. Infinite adjustments of the back
7. Glider while in upright position with glider lockout located on the arm

### Performance

- 500 lb capacity
- Heavy duty mechanism completely covered by all inclusive 12 year warranty

### Environmental Sustainability

- HHI Compliant
- Air Quality Certification BIFMA 207.7HI

\*Images shown may not reflect style

---

## Back Styles



pillow back 523

## Options and Accessories



**Profile tablet**

The profile tablet provides the patient with a generous and sturdy multi-purpose surface. When not in use it easily folds flush against the side of the chair.



**Folding side tablet**

A molded plastic tablet with raised edges that folds flush on the side of the arm panel.



**Swiveling side tablet**

Swiveling table that can be positioned in any position then locked. The swiveling table is also removable and available in 3 sizes.



**Folding arm**

Arm panel that can be folded to access the patient from the side of the chair. This is particularly useful for transferring patients to and from the bed.



**Softgrip push bar**

A tubular push bar with a softgrip cover for pushing the recliner.



**Ergotron arm**

Supports TV/DVD players and may be adjusted into a multitude of positions.



**Drainage bag holder**

A retractable loop for foley bags. It can be placed anywhere on the arm panel of the recliner.



**Heated seat**

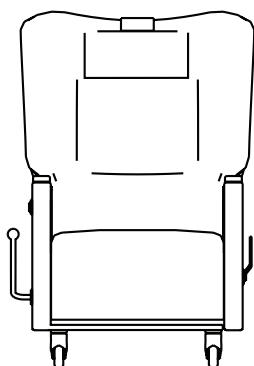
The heated seat provides therapeutic warmth and eliminates the need of warming blankets.

\*Images shown may not reflect style

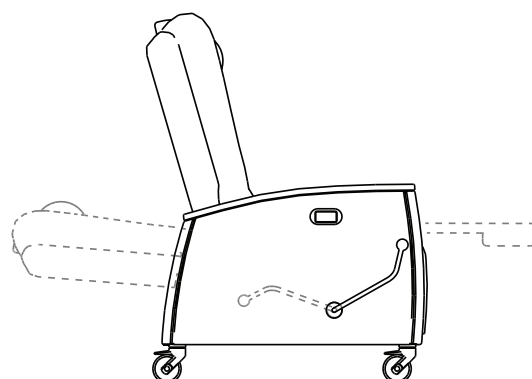
## Dimensions

### Glider sleeper recliner

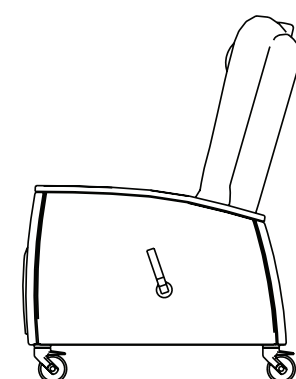
Model	Short Description	W	D	RD	H	SW	SD	SH	AH	WT	YDG	WT CAP
523-53	recliner, glider sleeper with infinite back	32	36	71	48	24	20	18	24	207 lbs	9	500 lbs



front



left side



right side