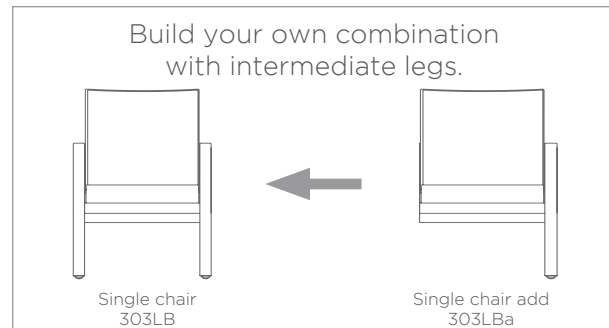


# Paola

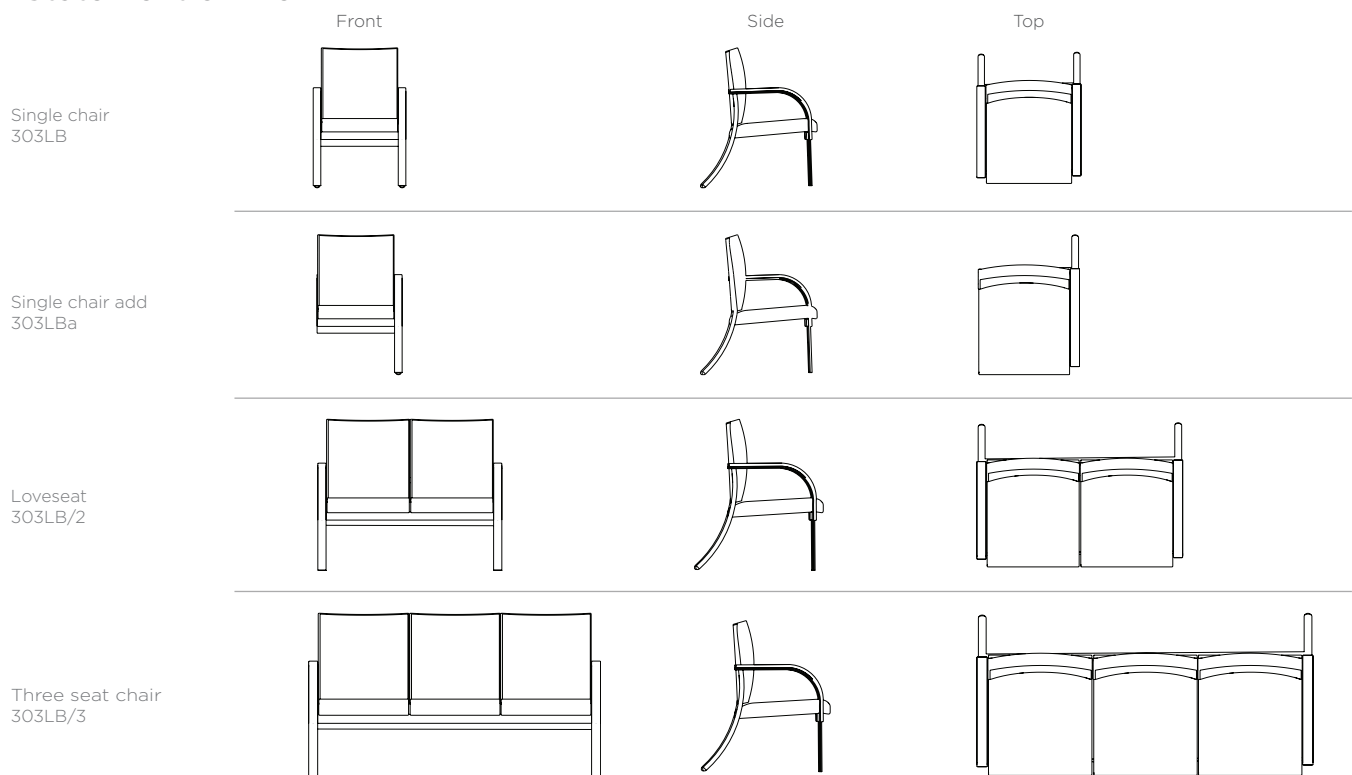
Tandem seating collection  
Low back with optional intermediate arms

Tubular steel frame Silver powder coat finish.  
Hardwood seat and bent plywood back.



\* This applies to all tandem seating combinations

## Statement of line



## Dimensions

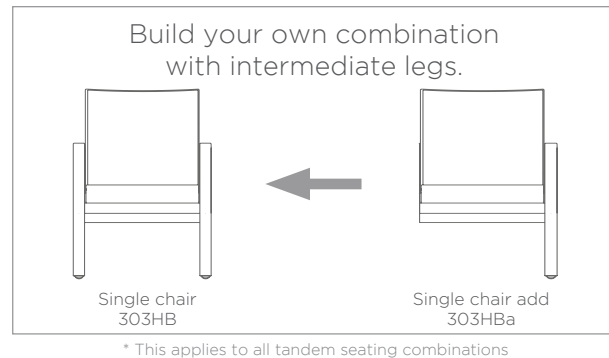
Model	Short Description	W	D	H	SW	SD	SH	AH	WT CAP
303LB	tandem, single chair	24	24	32	20	20	18	24	350 lbs
303LBa	tandem, single chair add	22	24	32	20	20	18	24	350 lbs
303LB/2	tandem, loveseat chair	44	24	32	20	20	18	24	350 lbs
303LB/3	tandem, Three seat chair	64	24	32	20	20	18	24	350 lbs

# Paola

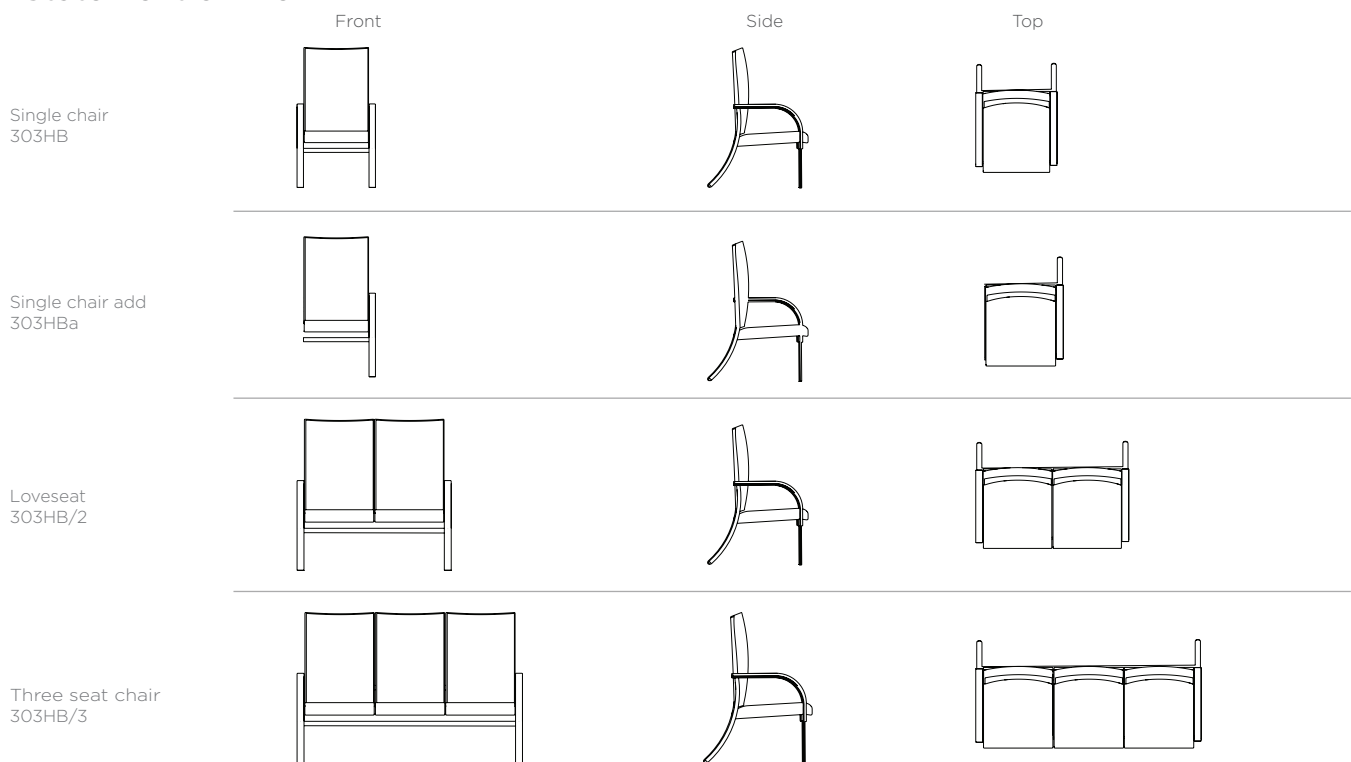
Tandem seating collection  
High back with optional intermediate arms



Tubular steel frame Silver powder coat finish.  
Hardwood seat and bent plywood back.



## Statement of line



## Dimensions

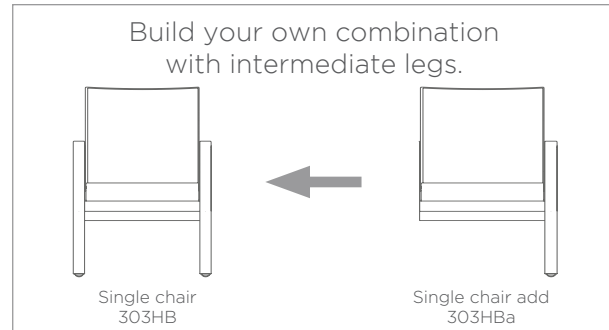
Model	Short Description	W	D	H	SW	SD	SH	AH	WT CAP
303HB	tandem, single chair	24	24	39	20	20	18	24	350 lbs
303HBa	tandem, single chair add	22	24	39	20	20	18	24	350 lbs
303HB/2	tandem, loveseat chair	44	24	39	20	20	18	24	350 lbs
303HB/3	tandem, Three seat chair	64	24	39	20	20	18	24	350 lbs

# Paola

## Tandem seating collection Bariatric Seating

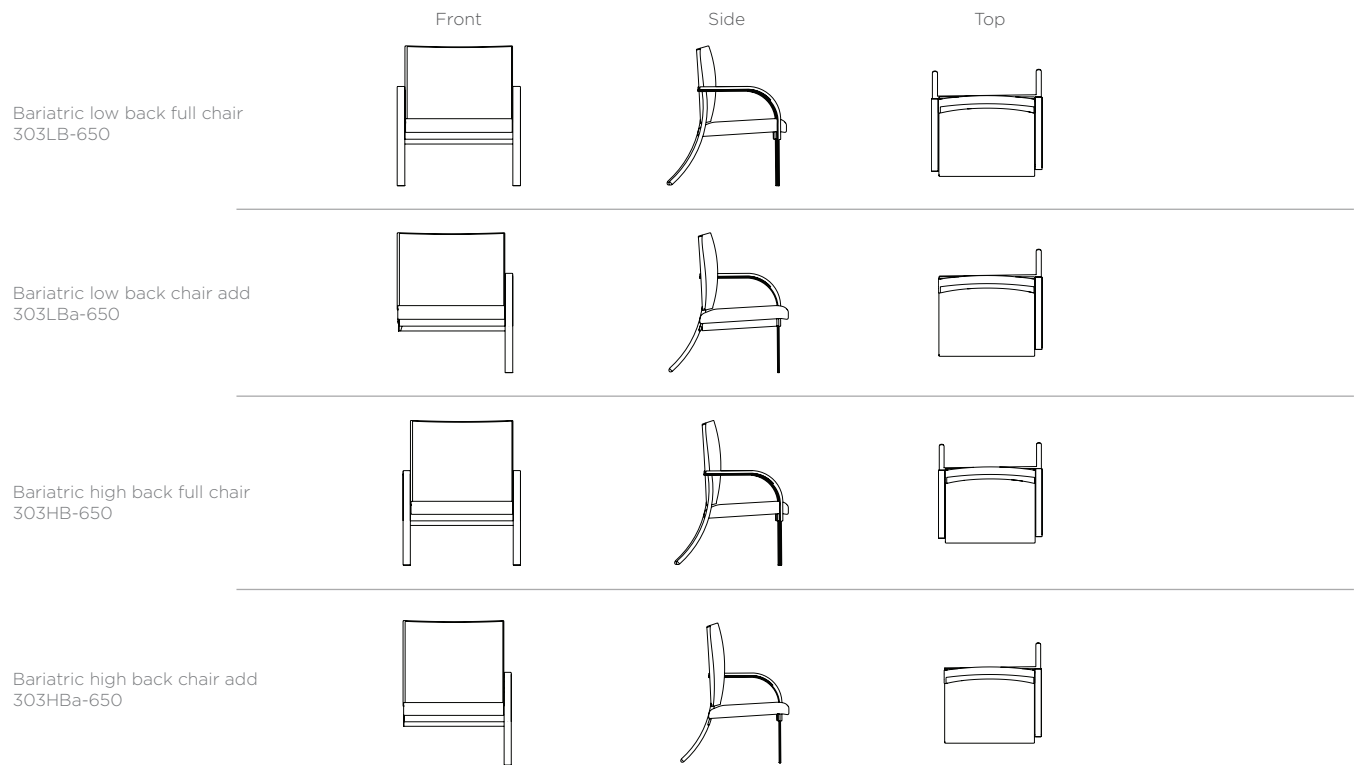


Tubular steel frame Silver powder coat finish.  
Hardwood seat and bent plywood back.



\* This applies to all tandem seating combinations

## Statement of line



## Dimensions

Model	Short Description	W	D	H	SW	SD	SH	AH	WT CAP
303LB-650	tandem, Bariatric low back full chair	32	24	32	28	20	18	24	650 lbs
303LBa-650	tandem, Bariatric low back chair add	30	24	32	28	20	18	24	650 lbs
303HB-650	tandem, Bariatric high back full chair	32	24	39	28	20	18	24	650 lbs
303HBa-650	tandem, Bariatric high back chair add	30	24	39	28	20	18	24	650 lbs

# Paola

Tandem seating collection  
Ottoman and Bench



## Statement of line

	Front	Side	Top
Single ottoman 303BC			
Bariatric ottoman 303BC-650			
Double ottoman 303BC/2			
Triple ottoman 303BC/3			

## Dimensions

Model	Short Description	W	D	H	WT CAP
303BC	ottoman, single seat	24	24	18	350 lbs
303BC-650	ottoman, bariatric single	28	24	18	350 lbs
303BC/2	ottoman, two seat	48	24	18	350 lbs
303BC/3	ottoman, three seat	72	24	18	350 lbs